

Air Purifier User Guide

Panduan Pengguna Penulen Udara

BREEZE (AP-1018F)


Page / Halaman

- 1 English
- 2 Bahasa Melayu

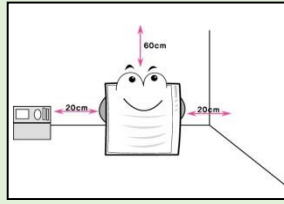
USER GUIDE

WHERE SHOULD I PUT BREEZE?


Pick an electrical source with the following in mind




Place the product on a stable surface



Keep some distance from the wall




Keep some distance from electrical appliances



Do not place the product nearby open window



Do not touch the power plug with wet hand




Do not put any foreign items on top of the product

RECOMMENDED SETTINGS FOR DAILY USAGE

AUTO MODE

In this mode, Breeze will automatically adjust its air flow level based on current indoor air pollution level, which can also be seen from the colourful LED indicator.



HOW TO OPERATE BREEZE?


CONTROL PANEL

① Power Button

Touch to switch on, touch for few seconds to turn off

⑥ Light Sensor

Detect lights around the product for eco mode



② Mode Selection Button

Choose from
i) Auto Mode
- Fan speed based on current pollution level
ii) Turbo Mode
- Maximum speed for 10 minutes

③ Smart Eco Mode

Save electricity by stopping operation for 30 minutes if clean air is detected, and turn on when pollution level is high

④ Manual Air Cleaning Speed

- Choose from speed 1, 2 and silent (minimize fan speed for a quiet environment)

⑤ Mood Light/Child Lock

- Turn pollution indicator on/off
- Press long to on/off child lock feature

Should you have any other enquiry, you are welcomed to reach us through the following platforms:


- Enquiry form on our website at www.coway.com.my/enquiry
- Live Chat on our website homepage at www.coway.com.my
- Facebook Messenger on our Facebook page at www.facebook.com/CowayMalaysia

Penulen Udara BREEZE (AP-1018F)

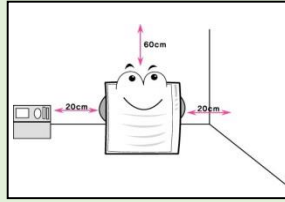
PANDUAN PENGGUNA

DI MANAKAH PATUT SAYA LETAKKAN BREEZE?


Cari sumber elektrik terdekat dan ambil perhatian




Letakkan produk pada permukaan yang stabil



Jarakkan dari dinding



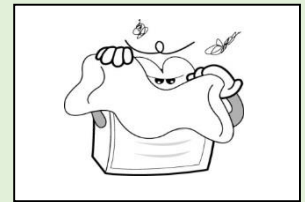
Jauhkan dari perkakas elektrik



Jauhkan dari tingkap yang terbuka



Jangan sentuh soket dengan tangan basah



Jangan letak sebarang objek di atas produk

TETAPAN YANG DICADANGKAN UNTUK PENGGUNAAN HARIAN

MOD AUTOMATIK

Dengan mod ini, Breeze akan melaraskan tahap pengaliran udara secara automatik mengikut tahap pencemaran persekitaran yang juga boleh dilihat dari paparan pencemaran lampu LED .



Bersih



Pencemaran Rendah



Pencemaran Sederhana



Pencemaran Tinggi

BAGAIMANA UNTUK MENGOPERASIKAN BREEZE?

PANEL KAWALAN

① Butang ON/OFF

Sentuh untuk aktifkan, sentuh beberapa saat untuk mematikan

② Pilihan Mod Kawalan

- i) Mod Auto
 - Kelajuan kipas berdasarkan tahap pencemaran semasa
- ii) Mod Turbo
 - Kelajuan maksimum untuk 10 minit

③ Mod Smart Eco


Berfungsi untuk lebih menjimatkan tenaga

④ Mod Manual

Pilih daripada kelajuan 1, 2 dan mod senyap (Merendahkan kelajuan kipas untuk persekitaran yang senyap)

⑥ Pengesan Cahaya

Kesan lampu di sekitar produk untuk mod eco



Sekiranya anda mempunyai sebarang pertanyaan, anda adalah dialu-alukan untuk menghubungi kami melalui saluran berikut:

- Borang pertanyaan di laman web kami: www.coway.com.my/enquiry
- Live chat di laman web kami: www.coway.com.my
- Facebook Messenger di Facebook: www.facebook.com/CowayMalaysia